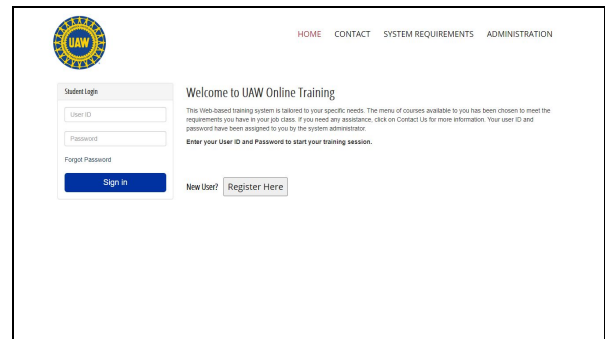




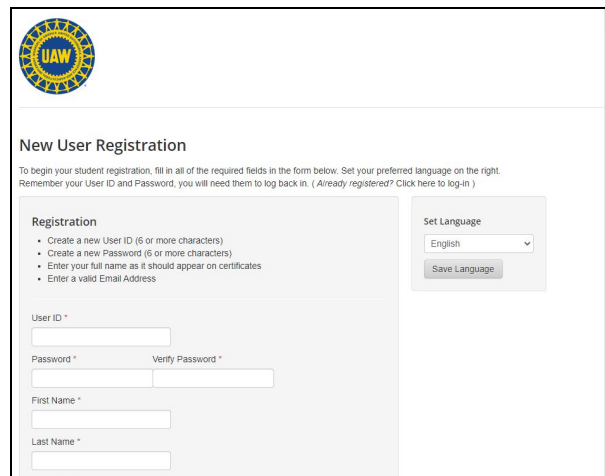
Easy access to UAW Online Training

Navigate to: <https://uaw.vividlms.com/>



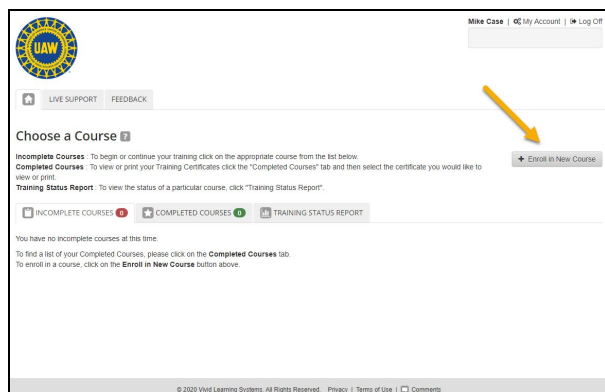
STEP #1 - Register

Click on **REGISTER HERE**. Complete the form and you will be automatically enrolled in the course and get access to the downloadable Instructor Toolkit.



Step #2 - Enroll

After creating your account click the Enroll in New Course button to add the training course to your profile.





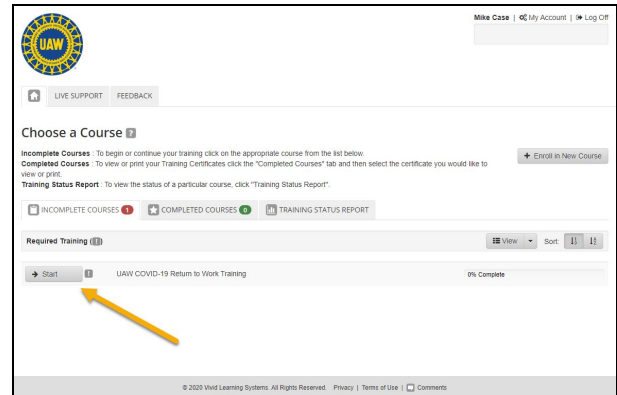
Easy access to UAW Online Training

Step #3 - Launch

Once enrolled in the course, you will see it available on the Incomplete Courses tab where you may click the **Start** button to begin the course.

You will then see the Course Menu. Click the **Launch** button to begin. The course will open in a new window.*

* Make sure your Pop-up Blockers are turned off.



If you are having technical trouble...

Use the **Comments** link at the bottom of the page to email Customer Support.

© 2020 Vivid Learning Systems. All Rights Reserved. Privacy | Terms of Use | [Comments](#)



HAVE QUESTIONS?
Contact Customer Service
customerservice@learnatvivid.com